



Safeguarding excellence in Government petroleum resources management by improving information on exploration and production activities

UNECE Committee on Sustainable Energy, 15th Session
28 – 30 November 2006, Geneva

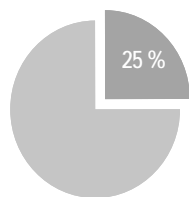
Per Blystad
 Senior geologist
 Norwegian Petroleum Directorate

Importance of Petroleum Sector in Norway

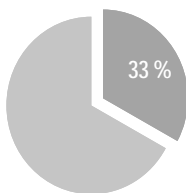


40 years of petroleum activity has created value of 5000 billion NOK
(in 2005 NOK)

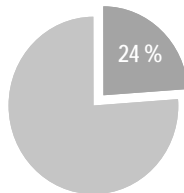
Macroeconomic indicators for the petroleum sector



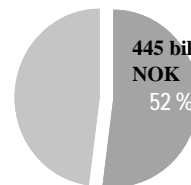
The petroleum sector's share of GDP



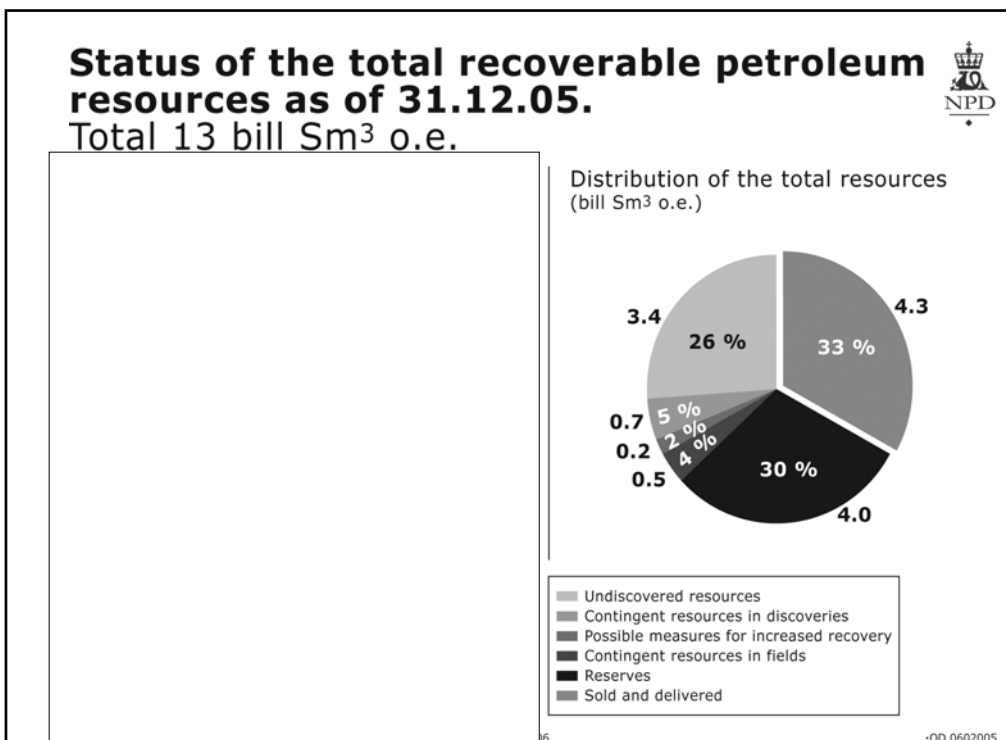
The petroleum sector's share of state revenues



The petroleum sector's share of total investment



The petroleum sector's share of total exports

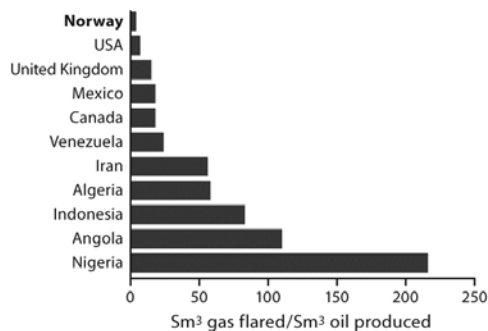


Petroleum Law,
Section 4-1, Prudent production

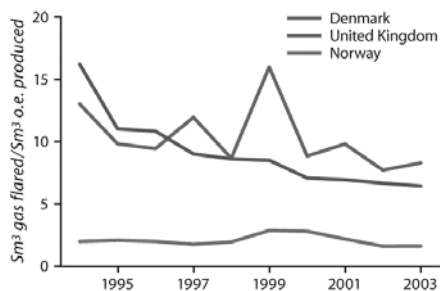


- ♦ Production of petroleum shall take place in such a manner **that as much as possible** of the petroleum in place in each individual petroleum deposit, or in several deposits in combination, **will be produced**. **The production shall take place in accordance with prudent technical and sound economic principles and in such a manner that waste of petroleum or reservoir energy is avoided.** The licensee shall carry out continuous evaluation of production strategy and technical solutions and shall take the necessary measures in order to achieve this.

Gas flaring – waste of resources that could be used....



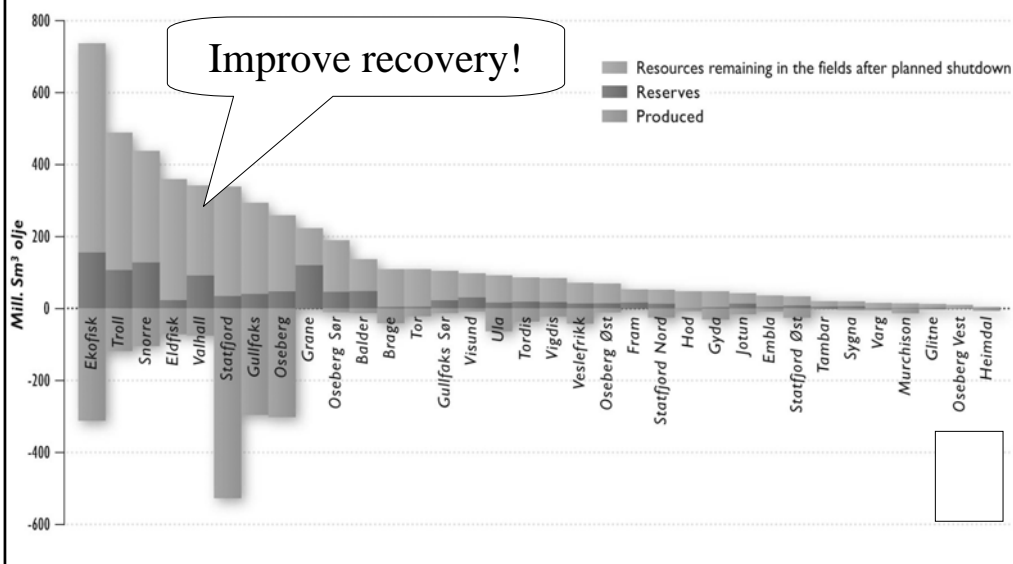
Source: Cedigas, BP Statistics, World Bank calculation



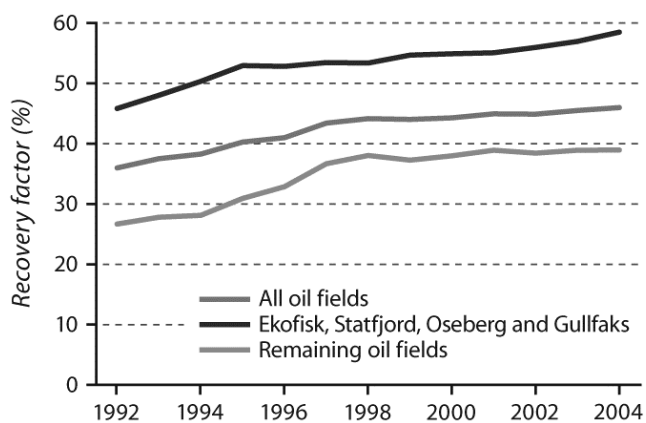
30/11/2006

5

Produced, Reserves and Remaining quantities in oil fields on the NCS



Recovery factor – *prudent production indicator*



1 % increased recovery → 500 million bbl

30/11/2006

7

The need for information in petroleum resource management



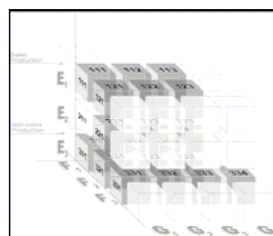
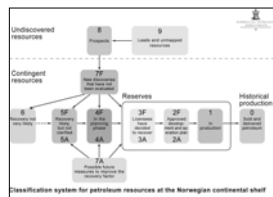
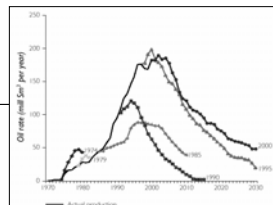
- Decisions require total resource volumes and forecasts
 - Coherency and consistency
 - Project status classification with forecast of production, cost and emissions
 - Recovery efficiency
 - Uncertainties

30/11/2006

8

Classification in NPD

- ◆ Evolution
 - ◆ Learning from the best
 - ◆ Cooperation with oil companies
 - ◆ Improvement by responding to needs
- ◆ Project maturity status since 1991
 - ◆ Combining project status, production and financial indicators
 - ◆ One-dimensional system
- ◆ Active in UN AHGE since 2001
 - ◆ Provide experience
 - ◆ Case Studies



30/11/2006

9

Conclusions

- ◆ We need information about the total resource base
- ◆ Decisions are based upon expected values, reporting should reflect this
- ◆ A project based classification combines volumes, financial indicators and decisions
- ◆ UNFC provides for better distinction of projects by use of economic and geological knowledge parameters
- ◆ UNFC will ease communication
- ◆ UNFC will help improving quality of information and data



30/11/2006

10



Thank you for your attention!



Norwegian Petroleum Directorate

<http://www.npd.no/English/Frontpage.htm>