

Submitted by the expert from Poland

Informal document **GRSG-116-33**
(based on **ECE/TRANS/WP.29/GRVA/2018/11**)
(116th GRSG, 1-5 April 2019
agenda item 8)

UN Regulation No. 55: Examples of mechanical coupling devices of class A



Mechanical coupling devices and components

Class	Short description
A	Coupling ball and towing brackets
B	Coupling heads
C	Clevis type drawbar coupling
D	Drawbar eyes
E	Non-standard drawbar
F	Non-standard drawbar beam
G	Fifth wheel couplings
H	Fifth wheel couplings pins
J	Non-standard mounting plates
K	Standard hook type couplings
L	Standard toroidal drawbar eyes
S	Devices and components not to conform to any other classes
T	Non-standard, non-automatic dedicated drawbar type coupling

Submitted by the experts from Poland

Mechanical coupling devices and components

Class A - Coupling balls and towing brackets employing a 50 mm diameter spherical device and brackets on the towing vehicle for connecting to the trailer by means of a coupling head.



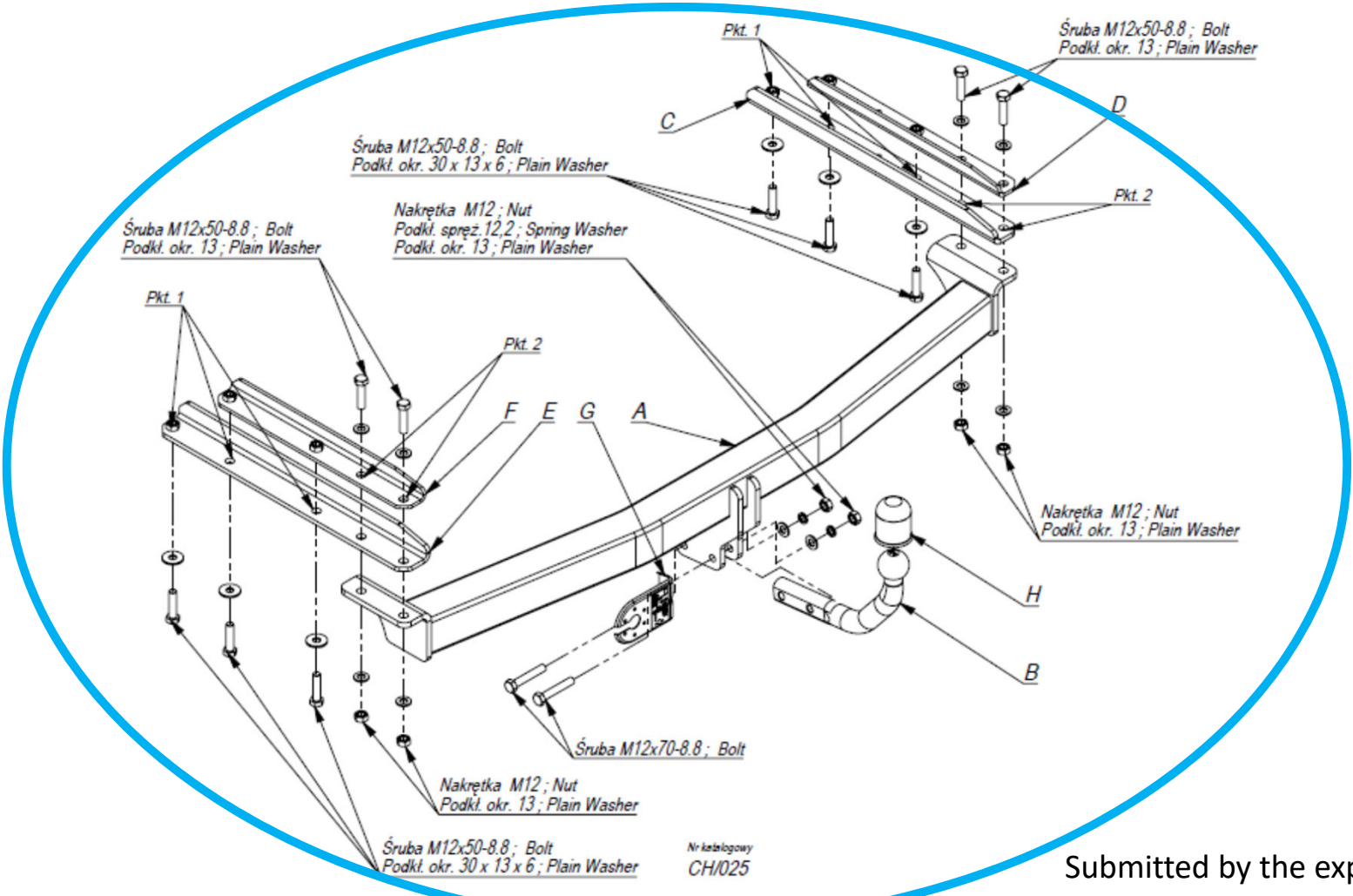
Submitted by the experts from Poland

Tests of mechanical coupling device class A



Submitted by the experts from Poland

Example of mechanical coupling device class A



Nr katalogowy
CH/025

Submitted by the experts from Poland

Examples of mechanical coupling device class A

COMMUNICATION FORM – Annex 1

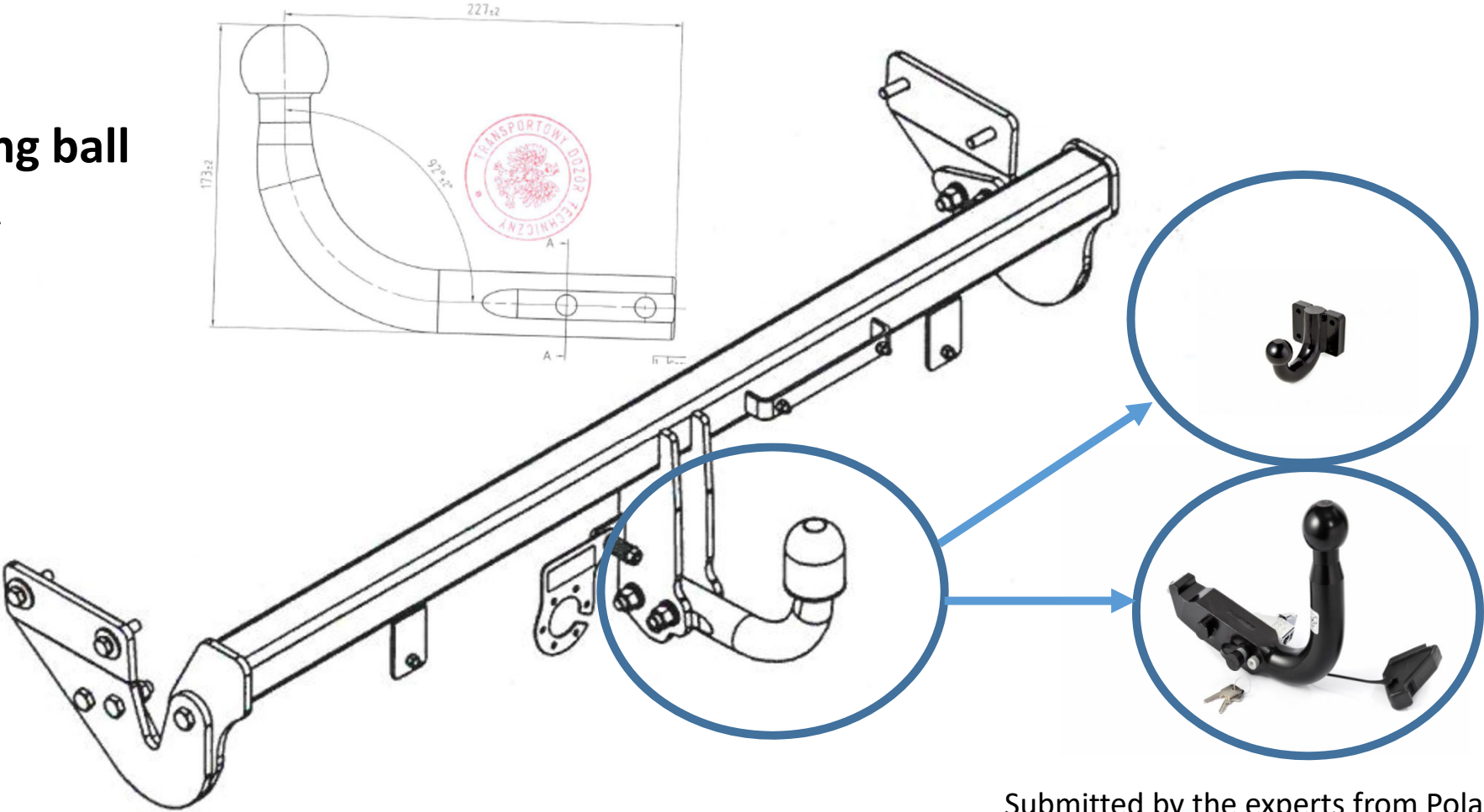


9.3	For class A mechanical coupling devices or components, including towing brackets:		
	Vehicle manufacturer's maximum permissible vehicle mass:	1530	kg
	Distribution of maximum permissible vehicle mass between the axles:		
	front axle / rear axle	according to vehicle documentation	
	Vehicle manufacturer's maximum permissible towable trailer mass:	1200	kg
	Vehicle manufacturer's maximum permissible static mass on coupling ball:	75	kg
	Maximum mass of the vehicle, with bodywork, in running order, including coolant, oils, fuel, tools and spare wheel (if supplied) but not including driver:	1200	kg
	Loading condition under which the tow ball height of a mechanical coupling device fitted to category M1 vehicles is to be measured - see paragraph 2 of annex 7, appendix 1:	300	kg

Submitted by the experts from Poland

Example of mechanical coupling device class A

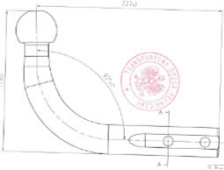
Coupling ball
Class A



Submitted by the experts from Poland

Examples of mechanical coupling device class A

COMMUNICATION FORM – Annex 1



9.3	For class A mechanical coupling devices or components, including towing brackets, if Applicable:		
	Vehicle manufacturer's maximum permissible vehicle mass:	not applicable	
	Distribution of maximum permissible vehicle mass between the axles:		
	front axle / rear axle	not applicable	
	Vehicle manufacturer's maximum permissible towable trailer mass:		
	Vehicle manufacturer's maximum permissible static mass on coupling ball:	not applicable	
	Maximum mass of the vehicle, with bodywork, in running order, including coolant, oils, fuel, tools and spare wheel (if supplied) but not including driver:	not applicable	
	Loading condition under which the tow ball height of a mechanical coupling device fitted to category M1 vehicles is to be measured - see paragraph 2 of annex 7, appendix 1:	not applicable	



Submitted by the experts from Poland

I. Proposal

Annex 1,

Item 9.3., amend to read:

"9.3. For class A mechanical coupling device or components, including towing brackets, **if applicable**:

... "

II. Justification

1. The Regulation requires to fill in item 9.3. if mechanical coupling devices and components class A are going to be approved. In the case of a coupling ball approval as a component only, this component is not dedicated for a specific vehicle. The requirement to fill in item 9.3. in case of component seems confusing as approved coupling ball shall be treated universally and can be used in different vehicles.

2. This proposal suggests filling in item 9.3. only in case of approval of completed mechanical coupling device. Therefore, it is proposed to amend the sentence and add ", if applicable".

Thank you for your attention



Submitted by the experts from Poland