

Transmitted by the expert from OICA

PROPOSAL FOR DRAFT AMENDMENTS TO REGULATION No. 107

Note: The text reproduced below was prepared by the experts from OICA in order to correct and to standardise the text of Regulation No. 107 including its 02 series of amendments up to and including supplement 2. The draft supplement 3 has also been considered and the relevant paragraphs require no further amendments.

**A. PROPOSAL**

The Contents,

Annex 6 and 7, amend to read:

"Annex 6 - Guidelines for measuring the closing forces of power operated doors **and the reactive forces of power operated ramps.**

Annex 7 - **Alternative Special** requirements for vehicles **of Classes A and B** ~~having a capacity not exceeding 22 passengers.~~ "

The text of the Regulation,

Paragraph 2.1.1., amend to read:

"2.1.1. For vehicles having a capacity exceeding 22 passengers ~~in addition to the driver,~~ there are three classes of vehicles:"

Paragraph 2.1.2., amend to read:

"2.1.2. For vehicles having a capacity not exceeding 22 passengers ~~in addition to the driver,~~ there are two classes of vehicles:"

Paragraph 2.1.3.1., amend to read:

"2.1.3.1. **"Double deck** ~~Double-decker~~ articulated vehicle" means a vehicle which consists .....

Paragraph 2.1.4., amend to read:

"2.1.4. "Low floor vehicle" is a vehicle of **Class** ~~class~~ I, II or A in ..... in the case of **double deck** ~~double-decker~~ vehicles) forms an ..... one service door."

Paragraph 2.1.9., amend to read:

"2.1.9. "Vehicle without a roof" <sup>2/</sup> means a vehicle without **a** roof over all or part of its deck. In the case of a **double deck** ~~double-decked~~ vehicle this ..... class of vehicle."

Paragraph 2.15.1., amend to read:

"2.15.1. the space extending ..... a **side-facing** ~~sideways-facing~~ seat ..... (see annex 4, figure 25)."

Paragraph 2.15.2., amend to read:

"2.15.2. the space above ..... or access **passage** ~~passageway~~), or"

Paragraph 2.17., amend to read:

"2.17. "Driver's compartment" means the space intended for **the** driver's ..... operating the vehicle."

Paragraph 2.18., amend to read:

"2.18. "Mass of the vehicle in running order" means the mass ..... tools, spare wheel, **if fitted, and** driver (75 kg), ~~and, for buses and coaches,~~ **and** the mass of the crew member(s) (75 kg **each**) if there is a crew seat(s) in the vehicle."

Footnote 3., amend to read:

"<sup>3/</sup> 1 for Germany, ..... 54 and 55 vacant, ~~and~~ 56 for Montenegro **and 58 for Tunisia.** Subsequent ..... Agreement."

Annex 1

Part 1, Appendix 1

Paragraph 3., amend to read:

"3. **MASSES AND DIMENSIONS** (e) (in kg and mm) (refer to drawing where applicable)"

Paragraph 3.4., amend to read:

"3.4. Mass of the vehicle with bodywork, and in the case of a towing vehicle of a category other than M1, with coupling device, if fitted by the manufacturer, in running order, ~~or the mass of the chassis or chassis with cab, without bodywork and/or coupling device if the manufacturer does not fit the bodywork and/or coupling device~~ (including liquids, tools, spare wheel, **if fitted, driver** and ~~driver, and, for buses and coaches, a crew members if there is a~~ **are** crew seats in the vehicle) (o) (maximum and minimum for each variant):"

Paragraph 3.4.1., amend to read:

"3.4.1. Distribution of this mass among the axles ~~and, in the case of a semi-trailer or centre axle trailer, load on the coupling point~~ (maximum and minimum for each variant): "

Paragraph 4.1., delete quotation mark after footnote 1/

Paragraph 5.4., delete footnote 2/

Paragraph 5.5., amend to read:

"5.5. Crew seat(s): yes/no 1/ (~~1~~)"

Explanatory note (e), amend to read:

"(e) **(Reserved)** ~~Where there is one version with a normal cab and another with a sleeper cab, both sets of masses and dimensions are to be stated.~~"

Part 1, Appendix 2

"3. MASSES AND DIMENSIONS (~~e~~) (in kg and mm) (refer to drawing where applicable)"

Paragraph 5.4., delete footnote 2/

Insert new paragraph 5.5., to read:

"5.5. **Crew seat(s): yes/no 1/** "

Paragraphs 5.5. to 5.11. (former), renumber as paragraphs 5.6. to 5.12.

Part 1, Appendix 3

Paragraph 3., amend to read:

"3. MASSES AND DIMENSIONS (e) (in kg and mm) (refer to drawing where applicable)"

Paragraph 3.3., amend to read:

"3.3. Mass of the vehicle with bodywork, and in the case of a towing vehicle of a ~~category other than M1~~, with coupling device, if fitted by the manufacturer, in running order, ~~or the mass of the chassis or chassis with cab, without bodywork and/or coupling device if the manufacturer does not fit the bodywork and/or coupling device~~ (including liquids, tools, spare wheel, **if fitted, driver** and ~~driver, and, for buses and coaches, a crew members if there is a~~ **are** crew seats in the vehicle) (o) (maximum and minimum for each variant):"

Paragraph 3.3.1., amend to read:

"3.3.1. Distribution of this mass among the axles ~~and, in the case of a semi-trailer or centre-axle trailer, load on the coupling point~~ (maximum and minimum for each variant): "

Annex 3

Paragraph 7.4.5.1., amend to read (French version only): "7.4.5.1." instead of "5.4.5.1."

Paragraph 7.2.2.1.1., amend to read:

"7.2.2.1.1. the area of the driver's compartment **and the space for seated member(s) of the crew, if any;** "

Paragraph 7.2.2.2.5., amend to read:

"7.2.2.2.5. the area 300 mm in ..... of a **side-facing** ~~sideways-facing~~ seat, in ..... see paragraph 7.2.2.4."

Paragraph 7.2.2.2.7., amend to read:

"7.2.2.2.7. in vehicles of Class II **and in vehicles without a roof**, the area in which standing is not allowed. "

Paragraph 7.2.2.3., amend to read:

"7.2.2.3. There shall be on the vehicle a number (P) of **places for seated passengers** ~~seating places~~, other than folding seats, which conform to the requirements of paragraph 7.7.8. If the vehicle is of Class I, II or A the number of **seated passengers** ~~seating places~~ on each deck shall be at least equal to the number of square metres of floor on that deck available for passengers ~~and crew (if any)~~ rounded down to the nearest whole number; this number may, in vehicles of Class I, excluding the upper deck, be reduced by 10 per cent. "

Paragraph 7.4.4., amend to read:

"7.4.4. During the test, no parts of **the** vehicle which ..... damaged or deranged. "

Paragraph 7.5.5., amend to read:

"7.5.5. Materials

No flammable material ..... of **any** ~~the~~ exhaust system component, ..... that location"

Paragraph 7.6.1.9.1., amend to read:

"7.6.1.9.1. it satisfies the ..... emergency **doors** ~~door~~ indicated in paragraph 7.6.3.1."

Paragraph 7.6.1.9.3., amend to read:

"7.6.1.9.3. the space reserved ..... paragraph 7.6.1.7.2. **can** ~~could~~ be moved ..... mid position. "

Paragraph 7.6.1.14., amend to read:

"7.6.1.14. The upper deck ..... the access **passage** ~~passageway~~ of ..... 3m of a service door:"

Paragraph 7.6.2., amend to read:

"7.6.2. Sitting of exits

Vehicles **of Class I, II or III** ~~having a capacity exceeding 22 passenger seats~~ shall meet the requirements shown below. Vehicles **of Class A or B** ~~having a capacity not exceeding 22 passengers~~ may meet either the requirements ..... annex 7, paragraph 1.2."

Paragraph 7.6.2.1.1., amend to read:

"7.6.2.1.1. the provision of ..... by wheelchair **users** ~~passengers~~, or"

Paragraph 7.6.4.6., amend to read:

"7.6.4.6. If the direct view ..... automatically-operated service door.

In the case of double-deck ..... on the upper deck.

In the case of a service door in the rear face of **vehicles of Class A or B** ~~the vehicle not exceeding 22 passengers~~, this requirement ..... behind the vehicle.

Driving mirrors may ..... driving is still met.

In the case of doors ..... sufficient optical device."

Paragraph 7.6.4.9., amend to read:

"7.6.4.9. In the case of vehicles **of Class A or B** ~~having a capacity not exceeding 22 passengers~~, the service doors ..... behind the vehicle."

Paragraph 7.6.6.1.4., amend to read:

"7.6.6.1.4. In the case of direct **activation** ~~actuation~~ by means ..... with other controls. "

Paragraph 7.6.7.2., amend to read:

"7.6.7.2. Emergency doors, during their use ..... of vehicles **of Class A or B** ~~having a capacity not exceeding 22 passengers~~. For these ..... an emergency door."

Paragraph 7.6.10.9., amend to read:

"7.6.10.9. when the passenger door ..... body of **the** vehicle, shall not exceed 10 mm."

Paragraph 7.7.1.1., amend to read:

"7.7.1.1. The free space extending inwards into the vehicle from the side wall in which the door is mounted shall permit the free passage of **a dual panel** ~~one~~ test gauge having the dimensions of either test gauge 1 or test gauge 2 specified in Annex 4, figure 1.

The **dual panel** test gauge shall be maintained parallel with the door aperture as it is moved from the starting position, where the plane of the face nearest to the interior of the vehicle is tangential to the outermost edge of the aperture, to the position where it touches the first step, after which it shall be kept at right angles to the probable direction of motion of a person using the entrance."

Paragraph 7.7.1.3., amend to read:

"7.7.1.3. When the centre line of ~~this~~ **the dual panel** test gauge has traversed a distance of 300 mm from its starting position and the test gauge is touching the surface of the step or floor, it shall be retained in that position."

Paragraph 7.7.1.4., amend to read:

"7.7.1.4. The cylindrical **test gauge figure** (see annex 4, figure 6) used for testing the gangway clearance shall then be moved starting from the gangway, in the probable direction of motion of a person leaving the vehicle, until its centre line has reached the vertical plane which contains the top edge of the uppermost step, or until ~~a plane tangential to the~~ **its** upper cylinder touches the dual panel **test gauge**, whichever occurs first, and retained in that position (see annex 4, figure 2)."

Paragraph 7.7.1.5., amend to read:

"7.7.1.5. ~~Between~~ **In the case where** the cylindrical **test gauge figure**, at the position set out in paragraph 7.7.1.4., and the dual panel **test gauge**, at the position set out in paragraph 7.7.1.3., **do not touch**, there shall be a free space whose upper and lower limits are shown in annex 4, figure 2. This free space shall permit the free passage of a vertical panel whose form and dimensions are the same as the **central section of the** cylindrical **test gauge form** ~~(paragraph 7.7.5.1.), central section~~ and a thickness of no more than 20 mm. This panel shall be moved, from the cylindrical **test gauge's form** tangential position, until its **side facing the exterior of the vehicle** ~~external-side contacts is in contact with~~ the dual panel **test gauge** ~~interior-side~~, touching the plane or planes defined by the step upper edges, in the probable direction of motion of a person using the entrance (see annex 4, figure 2)."

Paragraph 7.7.1.6., amend to read:

"7.7.1.6. The free passage clearance for this **cylindrical test gauge figure** shall not include any space extending to 300 mm in front of any uncompressed seat cushion of a forward or rearward facing seat, or 225 mm in the case of **side facing** ~~sideways-facing~~ seats, and to the height of the top of the seat cushion (see annex 4, figure 25)."

Paragraph 7.7.1.8.2., amend to read:

"7.7.1.8.2. when the seat is not in use it folds automatically as necessary to enable the requirements of paragraphs 7.7.1.1., ~~or 7.7.1.2. and~~ 7.7.1.3., 7.7.1.4. and 7.7.1.5. to be met;"

Paragraph 7.7.1.9., amend to read:

"7.7.1.9. In the case of vehicles **of Class A or B** ~~having a capacity not exceeding 22 passengers~~ a doorway and the route by which passengers gain access to it shall be considered unobstructed if ~~they have:~~

7.7.1.9.1. **when** measured parallel with the longitudinal axis of the vehicle, there is a clearance of not less than 220 mm at any point and 550 mm at any point being more than 500 mm above the floor or steps (annex 4, figure 3).

7.7.1.9.2. **when** measured perpendicular to the longitudinal axis of the vehicle, there is a clearance of not less than 300 mm at any point and 550 mm at any point being more than 1200 mm above the floor or steps or less than 300 mm below the **roof ceiling** (annex 4, figure 4). "

Paragraph 7.7.2., amend to read:

"7.7.2. Access to emergency doors (see annex 4, figure 5)

The following requirements shall not apply to driver's doors used as emergency exits in vehicles of **Class A or B** ~~having a capacity not exceeding 22 passengers.~~"

Paragraph 7.7.2.1., amend to read:

7.7.2.1. Except as provided for in paragraph 7.7.2.4., the free space between the gangway and the emergency door aperture shall permit the free passage of a **dual cylinder test gauge having the dimensions of a test gauge specified in annex 4, figure 5.** ~~vertical cylinder 300 mm in diameter and 700 mm high from the floor and supporting a second vertical cylinder 550 mm in diameter, the aggregate height of the assembly being 1400 mm.~~

~~The diameter of the upper cylinder may be reduced at the top to 400 mm when a chamfer not exceeding 30 degrees from the horizontal is included. "~~

Paragraph 7.7.2.2., amend to read:

"7.7.2.2. **(Reserved)** ~~The base of the first cylinder shall be within the projection of the second cylinder. "~~

Paragraph 7.7.2.4., amend to read:

"7.7.2.4. As an alternative to the dual cylinder **test gauge**, the **cylindrical test gauge gauging device** described in paragraph 7.7.5.1. may be used (see annex 4, figure 6)."



Paragraph 7.7.4.1., amend to read:

"7.7.4.1. Escape hatches in the roof (see Annex 4, figure 26)"

Paragraph 7.7.4.1.1., amend to read:

"7.7.4.1.1. Except in the case of **vehicles of Class I or and A vehicles**, at least one escape hatch shall be located such that a four-sided truncated pyramid **having the dimensions shown in Annex 4, figure 26** ~~a side angle of 20 degrees and a height of 1600 mm~~ touches part of a seat or equivalent support. The axis of the pyramid shall be vertical and its smaller section shall contact the aperture area of the escape hatch. Supports may be foldable or movable provided they can be locked in their position of use. This position shall be taken for verification."

Paragraph 7.7.5.1., amend to read (French version only):

"7.7.5. Allées (voir Annexe 4, fig. 6) ~~(voir Annexe 6, fig. 4)~~ "

Paragraph 7.7.5.1., amend to read:

"7.7.5.1. The gangway(s) of a vehicle shall be so designed and constructed as to permit the free passage of a **cylindrical test gauge gauging device having the dimensions shown in annex 4, figure 6.** ~~consisting of two co-axial cylinders with an inverted truncated cone interposed between them, the gauging device having the dimensions shown in annex 4, figure 6.~~

The **cylindrical test gauge gauging device** may come into contact with strap hangers, if fitted, or other flexible objects such as seat belt components and move them away. "

Paragraph 7.7.5.1.1.1., amend to read:

"7.7.5.1.1.1. In the case of forward-facing seats, the front edge of the cylindrical **test gauge** defined in paragraph 7.7.5.1. shall reach at least until the transverse vertical plane tangential to the foremost point of the foremost front row seat back and be retained in that position. From this plane, it must be possible to move the panel shown in annex 4, figure 7, in such a way that starting from the contact position with the cylindrical **test gauge**, the panel side facing the exterior of the vehicle is displaced forwards a distance of 660 mm. "

Paragraph 7.7.5.1.1.2., amend to read:

"7.7.5.1.1.2. In the case of **side-facing sideways-facing** seats, the forward part of the cylindrical **test gauge** must reach at least the transversal plane which coincides with a vertical plane passing through the centre of the forward seat. (annex 4, figure 7)."

Paragraph 7.7.5.1.1.3., amend to read:

"7.7.5.1.1.3. In the case of rearward-facing seats, the forward part of the cylindrical **test gauge** shall reach at least the transverse vertical plane tangential to the face of the seat cushions of the forward row or seat (annex 4, figure 7). "

Paragraph 7.7.5.4., amend to read:

"7.7.5.4. On articulated vehicles, the **cylindrical test gauge** ~~gauging device~~ defined in paragraph 7.7.5.1. shall be able to pass unobstructed through the articulated section on any deck where the two sections permit through passage by passengers. No part of the soft covering of that section, including parts of bellows, shall project into the gangway. "

Paragraph 7.7.5.6., amend to read:

"7.7.5.6. Folding seats allowing passengers to sit in the gangway shall not be permitted. Folding seats shall, however, be permitted in other areas of the vehicle so long as they do not obstruct the passage down the gangway of the **cylindrical gangway test gauge** when in the open (seating) position. "

Paragraph 7.7.7.5., amend to read:

"7.7.7.5. The width and shape of every step shall be such that a rectangle as indicated in the table below can be placed on that step with not more ~~than that~~ 5 percent of the area of the appropriate rectangle overhanging the step. At a double doorway each half of the doorway shall fulfil this requirement. "

Paragraph 7.7.8.1.2., amend to read

"7.7.8.1.2. The minimum width of the available space for each seating position, dimension G (annex 4, figure 9), measured from a vertical plane passing through the centre of that seating position at ~~heights~~ **height** between 270 mm and 650 mm above the uncompressed seat cushion, shall be not less than: "

Paragraph 7.7.8.1.4., amend to read:

"7.7.8.1.4. For vehicles **of Class A or B** ~~having a capacity not exceeding 22 passengers~~, in the case of seats adjacent to the wall of the vehicle, the available space does not include, in its upper part, a triangular area 20 mm wide by 100 mm high (see annex 4, figure 10). In addition, the space needed for safety belts and their anchorages and for the sun visor should be considered as exempted. "

Paragraph 7.7.8.4.1., amend to read:

"7.7.8.4.1. In the case of seats facing in the same direction, the distance between the front of a seat ~~back squab~~ and the ~~rear back~~ of the ~~seat back squab~~ of the seat preceding it (dimension H), shall, when measured horizontally and at all heights above the floor between the level of the top surface of the seat cushion and a point 620 mm above the floor, not be less than: "

Paragraph 7.7.8.4.2., amend to read:

"7.7.8.4.2. All measurements shall be taken, with the seat cushion and ~~seat back squab~~ uncompressed, in a vertical plane passing through the centreline of the individual seating place. "

Paragraph 7.7.8.4.3., amend to read:

"7.7.8.4.3. Where transverse seats face one another the minimum distance between the front faces of the seat ~~backs squabs~~ of facing seats, as measured across the highest points of the seat cushions, shall be not less than 1300 mm."

Paragraph 7.7.8.6.3.4., amend to read:

"7.7.8.6.3.4. **In the case of the seating positions nearest to the rear corners of the body of vehicles of Class A or B**, ~~In the case of a vehicle for up to 22 passengers, in the case of the seating places nearest to the rear corners of the body,~~ the outer rear edge of the free space, viewed in plan, may be rounded to a radius not exceeding 150 mm (see annex 4, figure 17)."

Paragraph 7.7.8.6.4.2., amend to read:

"7.7.8.6.4.2. In the case of a vehicle **of Class A or B** ~~for up to 22 passengers~~, intrusion of a wheel arch provided that one of the following two conditions is fulfilled:"

Paragraph 7.7.8.6.4.2.2., amend to read:

"7.7.8.6.4.2.2. the nearest edge of the area 300 mm in depth available for the feet of the seated passenger is advanced no more than 200 mm from the edge of the uncompressed seat cushion and to not more than 600 mm in front of the ~~seat back squab of the seat~~, these measurements being made in the median vertical plane of the seating position (see annex 4, figure 19). In the case of two seats facing each other this provision shall apply to only one of the seats and the remaining space for the feet of seated passengers must be at least 400 mm."

Paragraph 7.7.8.6.4.3., amend to read:

"7.7.8.6.4.3. In the case of seats alongside the driver's seat in vehicles **of Class A or B with up to 22 passengers**, intrusion of the dashboard / instrument panel, windscreen, sun visors, seat belts, seat belt anchorages and front dome."

Paragraph 7.7.12.1., amend to read:

"7.7.12.1. The minimum width of any intercommunication staircase shall be so designed as to permit the free passage of the **dual panel test gauge** ~~single door access template~~ as defined in **annex 4, figure 1** ~~of annex 4~~. The **dual panel test gauge panel** shall be moved starting from the gangway of the lower deck up to the last step, in the probable direction of motion of a person using the staircase."

Paragraph 7.7.12.3., amend to read:

"7.7.12.3. It shall be verified, by use of the **cylindrical test gauge having the dimensions shown in annex 4, figure 6** ~~cylinder of paragraph 7.7.5.1.~~, that access conditions from the gangways (upper and lower) to the staircase are adequate. "

Paragraph 7.8.1.6., amend to read:

"7.8.1.6. In the case of a **double deck** ~~double-decked~~ vehicle without a roof, at least one lighting device shall be provided as near as practicable to the top of every staircase leading to the upper deck."

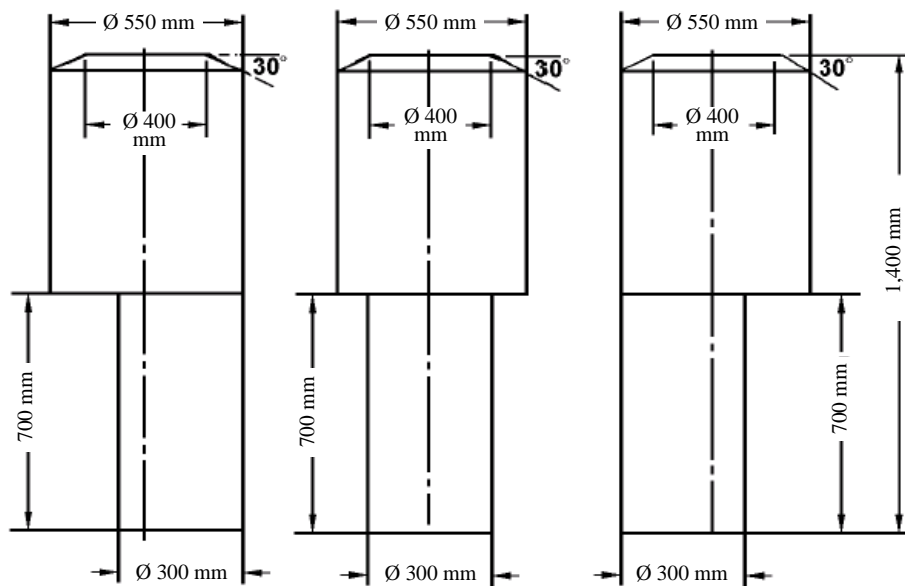
Annex 4

Figure 5, amend to read:

"Figure 5

ACCESS TO EMERGENCY DOORS

(see Annex 3, paragraph 7.7.2.)



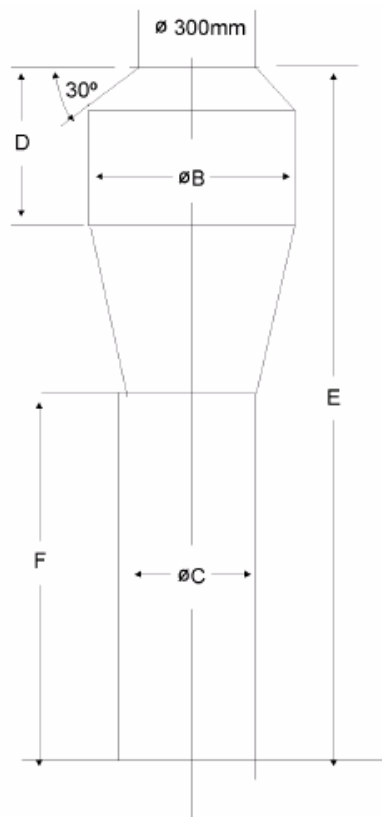
**The base of the first cylinder shall be within the projection of the second cylinder. "**

Figure 6, amend to read:

"Figure 6

GANGWAYS

(see Annex 3, paragraph 7.7.5.)



Single deck						
Class		B (mm)	C (mm)	D (mm)	E (mm)	F (mm)
A		550	350	500 ( <u>4</u> /)	1,900 ( <u>4</u> /)	900
B		450	300	300	1,500	900
I		550	450 ( <u>3</u> /)	500 ( <u>4</u> /)	1,900 ( <u>4</u> /)	900
II		550	350	500 ( <u>4</u> /)	1,900 ( <u>4</u> /)	900
III		450	300 ( <u>2</u> /)	500 ( <u>4</u> /)	1,900 ( <u>4</u> /)	900
Double deck						
I	LD	550	450 ( <u>3</u> /)	500	1,800 ( <u>1</u> /)	1,020 ( <u>1</u> /)
	UD	550	450( <u>3</u> /)	500	1,680	900
II	LD	550	350	500	1,800 ( <u>1</u> /)	1,020 ( <u>1</u> /)
	UD	550	350	500	1,680	900
III	LD	450	300 ( <u>2</u> /)	500	1,800 ( <u>1</u> /)	1,020 ( <u>1</u> /)
	UD	450	300 ( <u>2</u> /)	500	<b>1,680</b> <del>1,800</del>	900

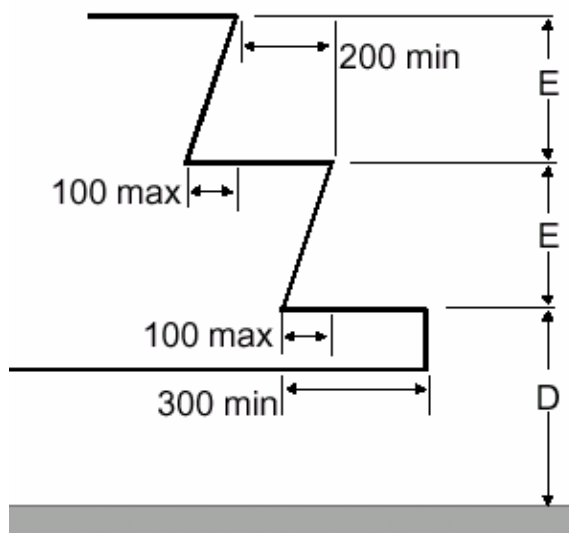
Footnotes remain unchanged

Figure 8, amend to read:

"Figure 8

STEPS FOR PASSENGERS

(see annex 3, paragraph 7.7.7.)



Height above ground level, vehicle unladen

Classes		I & A	II, III and B
First step from ground 'D'	Max. height (mm)	340 (1)	380 (1)(2)(5)
	Min. depth (mm)	300 (*)	
Other steps 'E'	Max. height (mm)	250 (3)	350 (4)
	Min. height (mm)	120	
	Min. depth (mm)	200	

(\*) 230 mm for vehicles **of Class A or B** ~~having a capacity not exceeding 22 passengers.~~

(1) 700 mm in the case of an emergency door.

1,500 mm in the case of an emergency door in the upper deck of a double deck vehicle.

850 mm maximum in the case of an emergency door in the lower deck of a double-deck vehicle.

(2) 430 mm in the case of a vehicle with solely mechanical suspension.

(3) 300 mm in the case of steps at a door behind the rearmost axle.

(4) 250 mm in gangways for vehicles **of Class A or B** ~~having a capacity not exceeding 22 passengers.~~

(5) For at least one service door; 400 mm for other service doors.

Note: 1. At a double doorway the steps in each half of the access passage shall be treated separately.

2. E need not be the same for each step."

Annex 8, paragraph 3.8.4.1.3., amend to read:

"3.8.4.1.3. the support or backrest shall be designed for the wheels or the back of the wheelchair to rest against the support or backrest in order to avoid the wheelchair from tipping ~~over~~ **in the direction of travel** and shall comply with the provisions of paragraph 3.8.5.; "

## **B. JUSTIFICATION**

### **Contents Section:**

To update titles of Annex 6 & 7 in the contents section with the titles in the annexes.

### **Regulation Section**

Paragraphs 2.1.1. and 2.1.2.:

The definition of a passenger excludes the driver and members of the crew. By indicating "in addition to the driver" leaves the text ambiguous relative to members of the crew.

Paragraphs 2.1.3.1., 2.1.4., 2.1.9., 2.15.1., 2.15.2., 2.17.:

Grammatical corrections or alignment with definitions.

Paragraph 2.18.:

Correction and deletion of unnecessary text.

Footnote 3: Update

Annex 1, Part 1 Appendices:

Corrections and deletion of text not relevant to vehicles of categories M2 & M3.

## **Annex 3**

Paragraph 7.2.2.1.1.:

To clarify that the space for a member of the crew is not counted when calculating the surface  $S_0$ .

Paragraphs 7.2.2.2.5., 7.4.4., 7.5.5., 7.6.1.9.1., 7.6.1.9.3., 7.6.1.14., 7.6.2.1.1., 7.6.6.1.4., 7.6.10.9., 7.7.1.8.2., 7.7.7.5., 7.7.8.1.2., 7.8.1.6., ;

Grammatical corrections or alignment with definitions

Paragraph 7.2.2.2.7.:

To clarify that in vehicles without a roof the area where standing passengers are not allowed is not counted when calculating the surface  $S_1$ .



Paragraph 7.2.2.3.:

To clarify that the required number of seated places refers only to passengers.

Paragraphs 7.6.2., 7.6.4.6., 7.6.4.9., 7.6.7.2., 7.7.1.9., 7.7.2., 7.7.8.1.4., 7.7.8.6.3.4., 7.7.8.6.4.2., 7.7.8.6.4.3.: Standardisation on Class of vehicles and not on number of passengers

Paragraphs 7.7.1.1., 7.7.1.3., 7.7.1.4., 7.7.1.5., 7.7.1.6., 7.7.2.1., 7.7.2.2., 7.7.2.4., 7.7.5.1., 7.7.5.1.1.1., 7.7.5.1.1.3., 7.7.5.4., 7.7.5.6., 7.7.12.1., 7.7.12.3.:

Better clarification of the test gauges

Paragraphs 7.7.4.1., 7.7.4.1.1.:

Reference made to Annex 4, figure 26 where the dimensions and form are already indicated.

Paragraph 7.7.5.1.1.2.:

Grammatical correction and better clarification of test gauge

Paragraphs 7.7.8.4.2., 7.7.8.4.3., 7.7.8.6.4.2.2.:

To correct the text to seat back and not seat squab. A seat squab is in fact a seat cushion and not a seat back.

Annex 4, figure 5:

To add footnote which is moved from Annex 3, paragraph 7.7.2.2.

Annex 4, figure 6:

To correct an error to dimension "E" for Class III double deck vehicles, which was introduced in the 02 Series of amendments.

Annex 4, figure 8:

Standardisation on Class of vehicles and not on the number of passengers

Annex 8, paragraph 3.8.4.1.3.:

The inserted text is based on that agreed during the 92<sup>nd</sup> session of GRSG (see Report GRSG /71, Annex II) but which was not included in the document sent to and approved by WP.29/AC1 (WP.29/2007/84).

-----