



**INTERSTATE STATISTICAL COMMITTEE OF THE COMMONWEALTH  
OF INDEPENDENT STATES  
(CISStat)**



# **Statistical registration of labour migration in the CIS region**

***Nina Novikova***

***CISStat***

**Expert Group on Migration Statistics**  
Geneva, Switzerland, May 7-8, 2024



# Labour migration statistics of the CIS

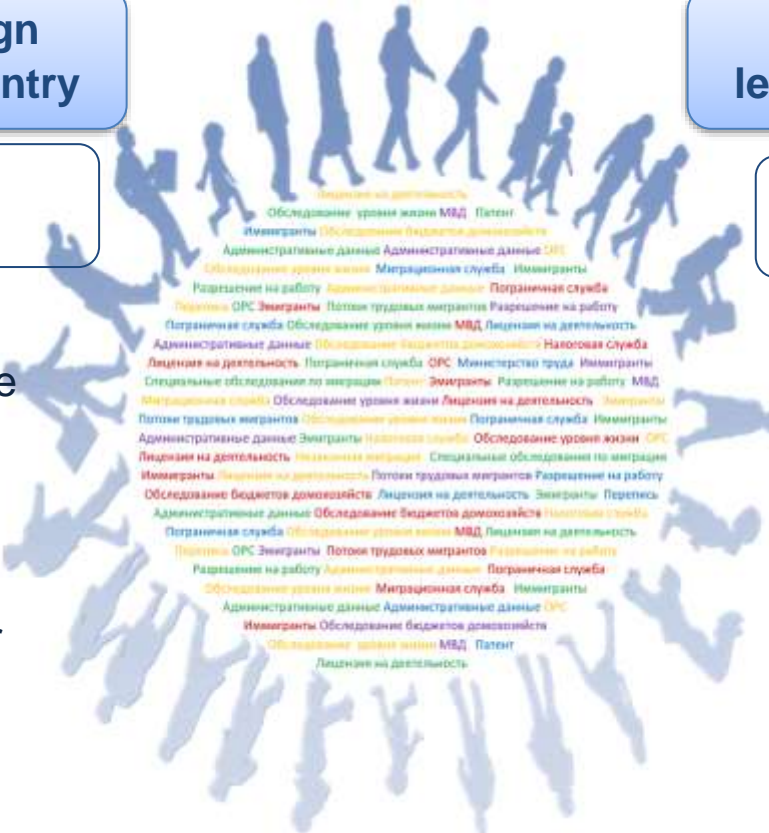
## Labour migration

Registration for foreign labour entering the country

Registration of citizens leaving the country for work

- ✓ Issued work permits
- ✓ Patents

- ✓ Various accounting mechanisms



In modern conditions, the economic importance of **labour migration** is increasing: external migrants are active participants in the labour market.

Population migration has a decisive influence on the demographic development of the Commonwealth countries.



# Labour migration statistics of the CIS: data exchange and information dissemination

**CIS-Stat** receives data on labour migration via the questionnaires:

- “The number of citizens who went to work abroad”;
- “The number of foreign labour”

Международный статистический комитет  
Содружества Независимых Государств

Таблица № 14.6  
Полугодовая, годовая,  
Электронная почта

Численность граждан, выехавших на работу за границы в 2021 году  
(заполняется за 1 полугодие, год)

Страна	
Дата отправки	полугодовая - 1 августа годовая - 10 февраля

Международный статистический комитет  
Содружества Независимых Государств

Таблица № 14.6 а  
Полугодовая,  
Электронная почта

Численность граждан, выехавших на работу за границы - всего

в том числе:  
в страны СНГ - всего  
из них:  
Азербайджан  
Армения  
Беларусь  
Казахстан

Движение иностранной рабочей силы  
в 2021 году  
(заполняется за 1 полугодие, год)

Страна	
Дата отправки	полугодовая - 1 августа годовая - 10 февраля

Показатели	Код строки	число человек		
		Число лиц, получивших разрешения на работу (патенты) в отчетном периоде	Число лиц, у которых аннулированы разрешения на работу (патенты) в отчетном периоде	Число лиц, имеющих действующие разрешения на работу (патенты) на отчетный период
А	Б	1	2	3
Численность иностранных трудовых мигрантов - всего	01			
в том числе:				
из стран СНГ - всего	02			
из них:				
Азербайджан	03			
Армения	04			
Беларусь	05			
Казахстан	06			

Key indicators of labour migration are loaded into DB of the CIS-Stat

Since 2014, Monitoring the state of national labour markets of the CIS countries has been published





# Labour migration flows to CIS countries

2022

Из стран СНГ 7 529

Другие страны 3 542

Из стран СНГ 903

Другие страны 1 725

Из стран СНГ 938

Другие страны 6 988

Из стран СНГ 2 480

Другие страны 5 153

Из стран СНГ 2 104 740

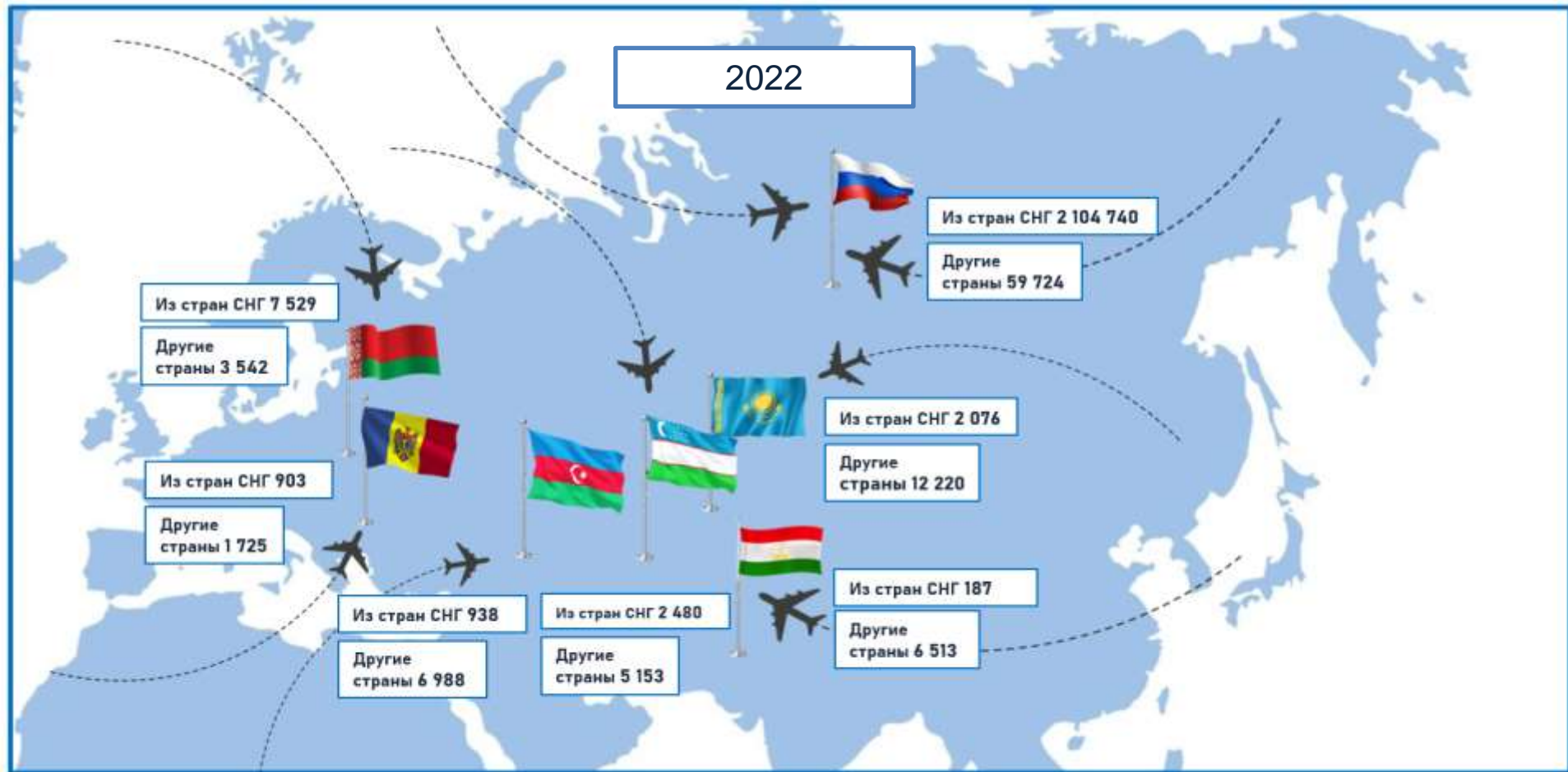
Другие страны 59 724

Из стран СНГ 2 076

Другие страны 12 220

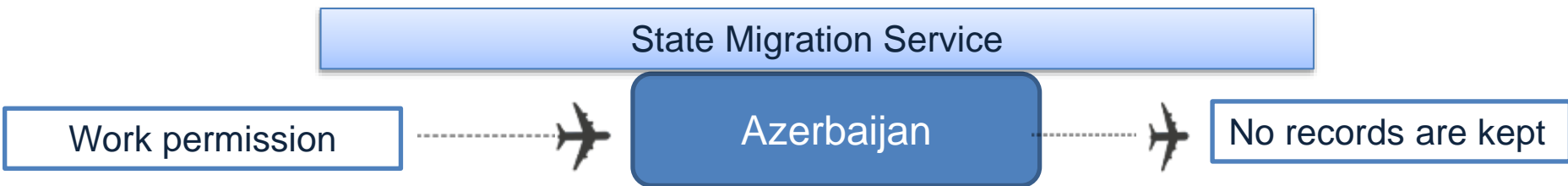
Из стран СНГ 187

Другие страны 6 513





# Labour migration statistics in the CIS. Azerbaijan



## Digest of Labour Statistics

Distribution of issued and extended work permits for paid work

	2016	2017	2018	2019	2020	2021	2022
<b>Total</b>	9480	6602	5048	5466	5287	7698	7926
<b>Of these from the CIS</b>	515	443	438	567	605	560	938
<b>including from:</b>							
Belarus	9	7	14	17	23	27	38
Kazakhstan	80	56	40	75	90	82	81
Kyrgyzstan	12	5	9	9	8	13	6
Moldova	8	6	9	11	8	10	9
Russia	180	181	176	239	274	225	506
Tajikistan	1	-	-	-	-	-	-
Turkmenistan	14	16	21	47	39	17	109
Uzbekistan	112	88	80	59	40	48	56
Ukraine	99	84	89	110	123	138	133
<b>From other foreign countries</b>	8965	6159	4610	4899	4682	7138	6988
<b>including from:</b>							
Türkiye	3595	2168	1445	1865	2033	4504	4506
UK	1630	1395	921	729	640	615	503
India	855	502	380	370	293	387	377



# Labour migration statistics in the CIS. Armenia



➤ Working age population by age group and country of birth

ՀԱՅԱՍՏԱՆԻ ՀԱՆՐԱՊԵՏՈՒԹՅԱՆ ՀԱՆՐԱՊԵՏՈՒԹՅԱՆ ԿՈՄԻՏԵ ԱՐԿԻՎԱԿԱՆ ԳՐԱՆՈՒԹՅԱՆ ԿԵՆՏՐՈՆ

1.3. Աշխատանքային տնտեսական և ստացվածի խմբերի և ծննդյան երկրի  
Working Age Population by Age Group and Country of Birth

15+

Օրոշակ Total	ՀՀ-ում ծնվածներ Born-in-Armenia population		Արտասահմանում ծնվածներ Foreign-born population		ՀՀ-ում ծնվածներ Native-born population	Արտասահմանում ծնվածներ Foreign-born population
	2021	2022	2021	2022		
	1 000 մարդ persons					
Ընդամենը Total	2 233.3	2 218.9	151.9	256.6	89.2	178.9
15-24	336.5	318.4	5.9	13.9	85.0	111.9
25-34	420.4	414.8	8.2	13.8	86.3	167.8
35-44	366.1	341.8	13.8	16.4	113.9	137.8
45-54	316.5	317.4	20.3	19.1	100.4	89.0
55-64	448.4	474.1	33.0	38.5	94.8	130.3
65-74	239.0	230.0	30.0	36.4	95.7	101.2
75-84	90.5	98.9	14.0	21.1	100.7	121.3
85+	25.4	27.3	0.8	4.6	107.9	81.6

➤ Working age population by age group and citizenship

ՀԱՅԱՍՏԱՆԻ ՀԱՆՐԱՊԵՏՈՒԹՅԱՆ ՀԱՆՐԱՊԵՏՈՒԹՅԱՆ ԿՈՄԻՏԵ ԱՐԿԻՎԱԿԱՆ ԳՐԱՆՈՒԹՅԱՆ ԿԵՆՏՐՈՆ

1.3. Աշխատանքային տնտեսական և ստացվածի խմբերի և քաղաքացիական կրթի  
Working Age Population by Age Group and Citizenship

15+

Օրոշակ Total	ՀՀ քաղաքացիներ Citizens		Այլ երկրի քաղաքացիներ Non-citizens		ՀՀ քաղաքացիներ Citizens	Այլ երկրի քաղաքացիներ Non-citizens
	2021	2022	2021	2022		
	1 000 մարդ persons					
Ընդամենը Total	2 233.3	2 206.7	20.8	46.4	99.9	179.6
15-24	336.4	323.0	4.3	8.1	95.5	114.9
25-34	420.3	408.1	4.9	10.3	96.2	134.9
35-44	366.0	331.2	6.1	7.0	113.4	138.6
45-54	303.4	302.6	5.2	4.0	99.7	123.5
55-64	447.4	454.0	1.0	8.3	95.4	105.1
65-74	238.9	245.9	3.4	3.3	95.0	124.1
75-84	90.4	116.7	0.9	6.3	100.0	121.1
85+	25.4	27.3	0.7	0.7	100.0	103.1

Administrative records on external labour migration are not maintained in the Republic of Armenia



# Labour migration statistics in the CIS. Belarus

Department of Citizenship and Migration of the Ministry of Internal Affairs  
(DC&M MIA)

Written notification of the conclusion  
(extension) or termination of an  
employment contract with a foreigner



Belarus



Official information about those  
employed outside Belarus

Data is sent quarterly to Belstat

## According to the Ministry of Internal Affairs of the Republic of Belarus for the first half of 2023 :

Foreign citizens, coming to Belarus to work : **5 293** people

- from Russia **1 637** people
- from China **1 057** people
- from Ukraine **465** people
- from Turkmenistan **377** people

Belarusian citizens leaving for employment : **2 460** people

- to Russia **938** people
- to Poland **823** people
- to Lithuania **281** people
- to USA **141** people



# Labour migration statistics in the CIS. Belarus (2)

Sample survey of households to study employment problems

Number of citizens working outside the republic (up to 1 year), people

by level of education

The level of education	2018	2019	2020	2021	2022	2023
<b>total by education level</b>	<b>95 359</b>	<b>98 421</b>	<b>86 678</b>	<b>87 642</b>	<b>96 028</b>	<b>110 297</b>
general basic education	1 326	1 113	693	1 009	1 045	1 564
general secondary education	19 253	19 366	16 814	11 514	13 296	18 735
vocational education	44 079	44 819	39 956	37 380	43 502	46 220
secondary special education	17 081	18 747	18 396	19,977	20 656	24 168
higher education	13 620	14 375	10 819	17 762	17 529	19 610

by sex

2022			2023		
Both sexes	men	women	Both sexes	men	women
<b>96 028</b>	92 190	3 838	<b>110 297</b>	106 378	3 919

by age

Age composition	2020	2021	2022	2023
<b>For all ages</b>	<b>86 678</b>	<b>87 642</b>	<b>96 028</b>	<b>110 297</b>
15-29 years old	17 383	12 272	14 095	15 774
30-39 years old	29 093	35 574	39 091	45 468
40-49 years old	23 053	23 110	24 847	29 434
50-59 years old	15 363	14 355	16 036	16 951
60-74 years old	1 787	2 331	1 960	2 671





# Labour migration statistics in the CIS. Kazakhstan

Ministry of Labour and Social Protection of the Population

- Permission to hire foreign labour
- Permit for foreign worker to work



Kazakhstan



No records are kept

**LFS questionnaire:** questions, characterizing labour migration:

- citizenship
- reasons for temporary absence or arrival
- place of work

**14 108** foreign citizens were employed (as of April 1, 2023) :

from China **3 432** people. (25%)

from Turkey **1 470** people. (11%)

from India **1 686** people. (12%)

from Uzbekistan **1 314** people. (9%)

including **3 790** permits to attract foreign workers have been issued since the beginning of 2023.



# Labour migration statistics in the CIS. Kyrgyzstan

Ministry of Labour, Social Security and Migration



Kyrgyzstan



National Statistics Committee

➤ Form M (labour migration) "Report on labour migration"

➤ Integrated Sample Survey of Household Budgets and Labour Force

in 2022, the number of labour migrants amounted to **325 thousand people**.

men – **79%**


women – **21%**

**Rural residents** of the republic are especially widely involved in labour migration (more than **80%**).

Main flows of labour migration from the Kyrgyz Republic:  
to Russia (**97%**)

to Kazakhstan and to Germany(**1%**)

More **80%** of foreign specialists are Chinese citizens (according to the Ministry)

	employed	
	Total	OF WHICH EXTERNAL LABOUR MIGRANTS
		
<b>POPULATION AGED 15 AND OLDER</b>		
<b>Total - both sexes</b>	2 581,1	324,8
men	1 584,2	256,9
women	996,9	68,0
<b>Urban settlements - both sexes</b>	968,7	63,0
men	544,6	47,0
women	424,0	16,0
<b>Rural areas - both genders</b>	1 612,4	261,8
men	1 039,5	209,9
women	572,9	51,9



# Labour migration statistics in the CIS. Moldova

National Bureau of Statistics

LFS questionnaire



Moldova



LFS questionnaire

*"absence from household at the time of interview due to temporary travel abroad for work or in search of work for less than 1 year)"*

- More than **80%** of labour migrants are focused on **EU countries** (mainly to Germany, Italy, France)
- The most active migration flows are observed from the **CIS countries**
- to **Russia** and **Ukraine**



# Labour migration statistics in the CIS. Russia

Form №1-NK (migration)  
on arriving foreign workers



Russian MIA

Russia



Form No. 1-T (migration) about  
Russian citizens who went to work  
abroad

	2021		2022	
	Job	TOTAL	Job	TOTAL
Total arrived	<b>2 597 974</b>	12 118 564	<b>3 469 256</b>	14 119 188
<b>From CIS countries</b>	<b>2 534 961</b>	9 850 699	<b>3 394 625</b>	10 585 349
Azerbaijan	78 532	268 525	95 118	327 867
Armenia	179 420	416 926	163,794	491 583
Belarus	1 319	190 701	1 496	289 291
Kazakhstan	52 429	1 429 403	114 476	2 496 256
Kyrgyzstan	<b>477 942</b>	711 240	<b>562 573</b>	866 165
Moldova	4 685	135 466	8,793	109 646
Tajikistan	<b>650 012</b>	986 341	<b>986 717</b>	1 582 149
Turkmenistan	17	7,686	1 660	25 850
Uzbekistan	<b>1 074 669</b>	1 453 415	<b>1 452 396</b>	2 048 730
Ukraine	15 936	4 250 996	7 602	2 347 812
<b>Countries outside the CIS</b>	<b>63 013</b>	2 267 865	<b>74 631</b>	3 533 839
Vietnam	954	13 456	9 000	30 589
China	10 490	83 595	11 772	130 463
Türkiye	15 123	170 158	17 074	198 547

For citizens from the countries of the Eurasian Economic Union (Armenia, Belarus, Kazakhstan, Kyrgyzstan), accounting is carried out for those who applied for a work permit or patent.

Russia is the main receiving country in the CIS.

(according to the Border Service of the FSS of Russia for 2022).




# Labour migration statistics in the CIS. Russia (2)

2022

Въезд – всего:  
2164567  
Из стран СНГ:  
2 104 740 – 97%

Выезд – всего:  
51258  
В страны СНГ: 66





# Labour migration statistics in the CIS. Tajikistan

Migration Service of the Ministry of Labour, Migration and Employment

- Form 2-t (migration)
  - Form 3-t (migration)
- on the number and composition of foreign labour force

Tajikistan

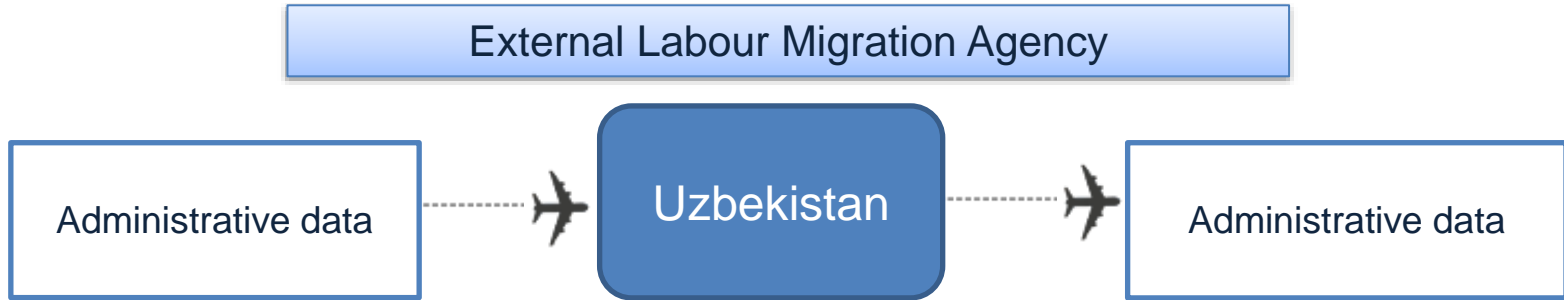
- Form 1-(migration) on the number and composition of citizens of Tajikistan traveling abroad to work
- Form 6-(labour migration) on door-to-door visits for citizens of Tajikistan who are abroad

- Flows and inflows of citizens of the Republic of Tajikistan and foreign citizens across the state border
- Cards for recording the arrival and departure of citizens by reason (migration card)
- Registration of foreign tourists by country of arrival

The most active migration flows are observed in Russia (**90%**)



# Labour migration statistics in the CIS. Uzbekistan



The country is Central Asia's largest exporter of migrant workers and the region's main destination for remittances from migrants living abroad.



# CIS labour migration statistics: problems and plans for the future

The main problem of migration statistics remains the issue of completeness of data provided by national statistical services. This is due to existing differences in methodology and the ability to collect the necessary data.

Labour migration accounting is carried out by various agencies based on different methodologies, which leads to discrepancies in data from different sources.



## **PLANS**

- Updating questionnaires on migration statistics for interstate information exchange
- Conducting joint events with the participation of representatives of national statistical services and migration authorities



Implementation of the UIAS system (unified information and analytical system) and harmonization of the methodology based on the knowledge management system (KMS).





***Thank you for your attention***

[www.new.cisstat.org](http://www.new.cisstat.org)

