

ECONOMIC COMMISSION FOR EUROPE

INLAND TRANSPORT COMMITTEE

Working Party on the Transport of Perishable Foodstuffs

Sixty-fourth session

Geneva, 14-17 October 2008

Items 6 of the provisional agenda

PROPOSAL OF ADDITION TO ATP HANDBOOK

Annex 1, Appendix 2

Transmitted by the Russian Federation

Background

1. Paragraph 21 of annex 1, Appendix 2 of ATP contains requirements regarding the placement of temperature measuring equipment for K-value testing of tanks. To our mind, the wording complicates the unambiguous understanding of where and how the mentioned temperature measuring equipment should be placed.
2. Analysis of the description of equipment placement for K-value temperature measuring in similar methods accepted in some other oversight and controlling bodies, particularly in the Russian Sea Register, shows the practicality of the use of graphic schemes of equipment placement for temperature measuring in addition to the text description.
3. The ATP with its annexes is a document where graphic illustration is not allowed. At the same time the ATP Handbook contains comments regarding ambiguous articles of ATP and its annexes concerning methods of measurement and control of standardized parameters of transport equipment under control. At the present time, the ATP Handbook does not contain any comments to paragraph 21 of annex 1, appendix 2.
4. The ATP Handbook is easier to amend than the ATP itself or its annexes.

Proposal

1. Supplement the current text of the ATP Handbook with the following comment to paragraph 21 a) of annex 1, appendix 2:

Comment to paragraph 21 a):

The location of temperature measurement devices inside and outside of one-compartment tanks is illustrated in fig. 1 (inside the tank) and fig. 2 (outside the tank).

2. Supplement the current text of the ATP Handbook with the following comment to paragraph 21 b) of annex 1, appendix 2:

Comment to paragraph 21 b):

The location of temperature measurement devices inside and outside of multi-compartment tanks is illustrated in fig. 3 (inside the tanks) and fig. 4 (outside the tanks).

3. Below are the above-mentioned figures.

4. Change the subsequent numbering of illustrations in the ATP Handbook.

5. Translate the comments into other UN languages.

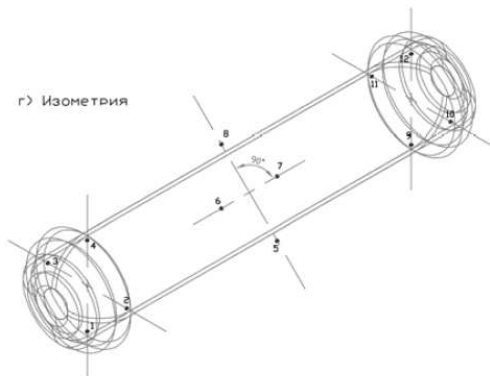
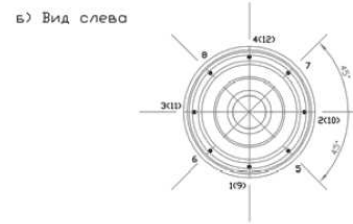



Рис. 1

Схема расстановки приборов для измерения температуры внутри цистерны с одним отсеком

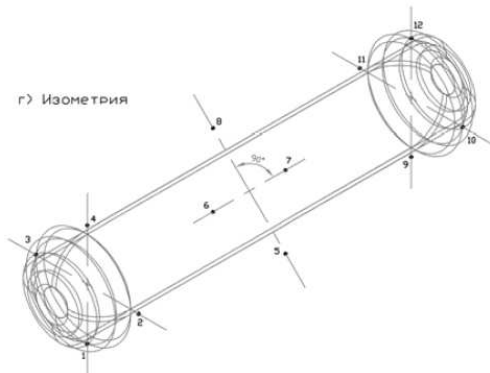
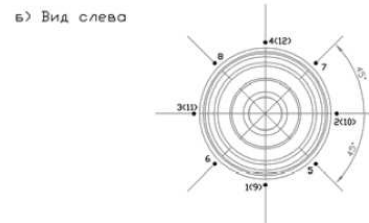



Рис. 2

Схема расстановки приборов для измерения температуры снаружи цистерны с одним отсеком

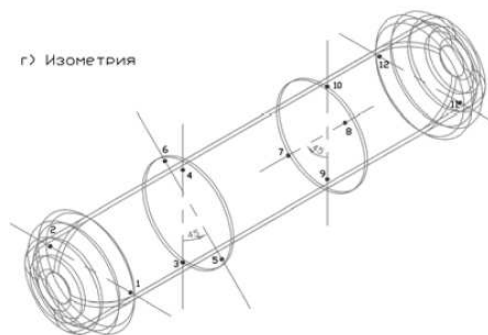
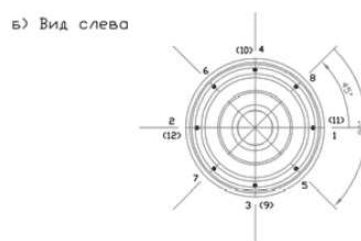



Рис. 3

Схема расстановки приборов для измерения температуры
внутри цистерны с несколькими отсеками

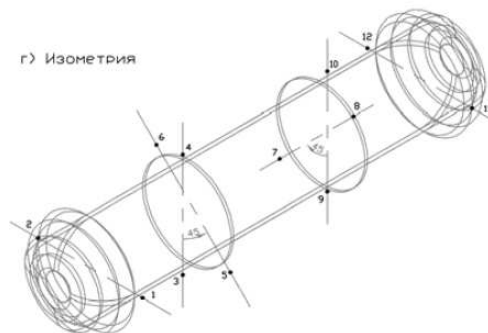

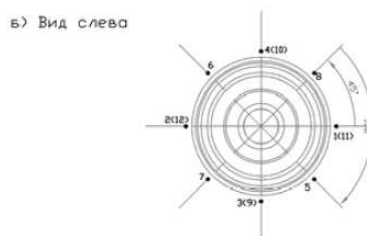
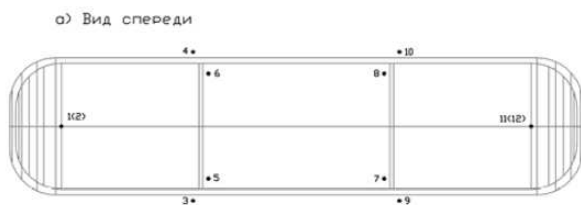


Рис. 4

Схема расстановки приборов для измерения температуры
снаружи цистерны с несколькими отсеками