



www.ine.es

# New migration statistics after the birth of annual censuses

Sandra Martín Mazo

Group of Experts on Migration Statistics, UNECE

May 2024

**INē**

Instituto Nacional de Estadística

## New migration statistics after the birth of annual censuses

**I. Introduction**

**II. The Population Register in Spain**

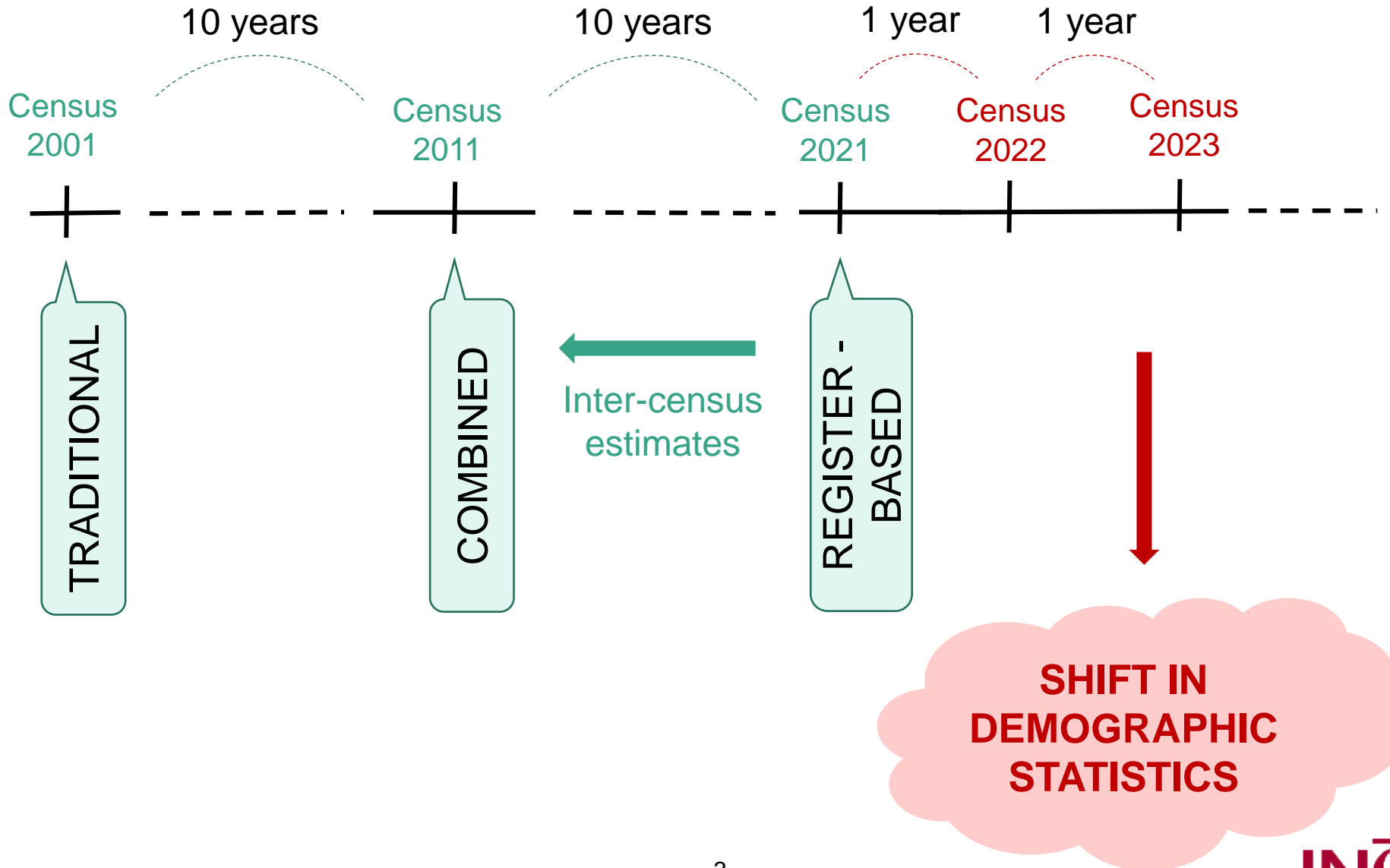
**III. Objectives of the new migration statistics**

**IV. Methodology**

**V. Consistency with annual population censuses**

**VI. Planned improvements**

# I. Introduction



# II. The Population Register in Spain

~ 8,000  
Municipal  
Registers

MONTHLY  
UPDATE


Municipality



Municipality



Municipality



NSI (Instituto Nacional  
de Estadística) →

**coordinating body**

- ✓ Residents are **obliged to register** (even if they don't have a residence permit)
- ✓ **Registration → Benefits:** proof of residence, social services, education, public health, municipal services...
- ✓ **De-registration → No benefits:** Periodic verification of residence and expiration policies

# III. Objectives

## Migration and Changes of Residence Statistics

### Geographical level:

- ✓ Autonomous communities (NUTS2)
- ✓ Provinces (NUTS2 aprox.)
- ✓ Municipalities (LAU)
- ✓ **More**

### Variables:

- ✓ Basic demographic variables: sex, age, citizenship, country of birth, place of origin / destination, year and quarter of migration
- ✓ **Others (education attainment, work activity...)**

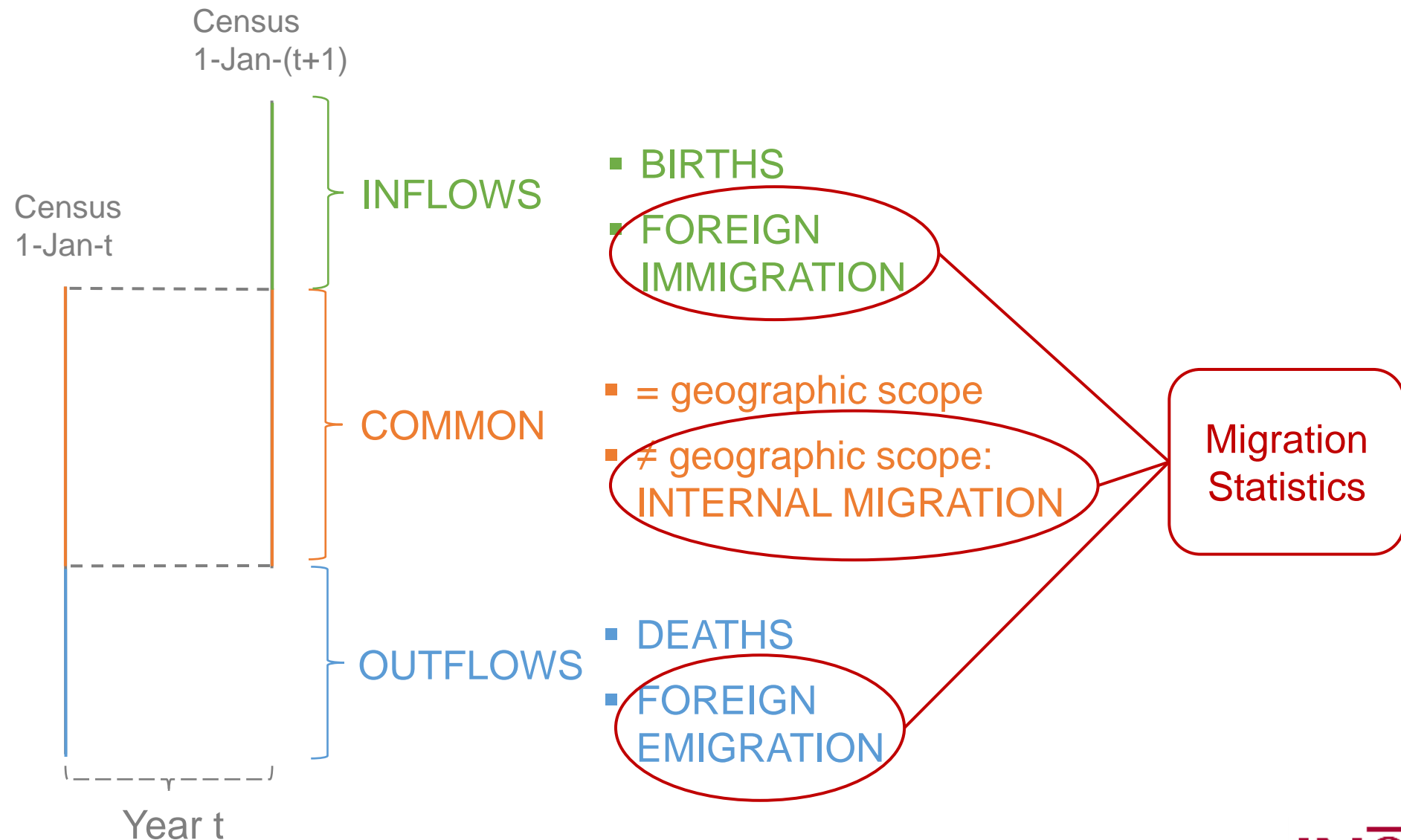
### Series:

- ✓ **Foreign migration** (immigration / emigration)

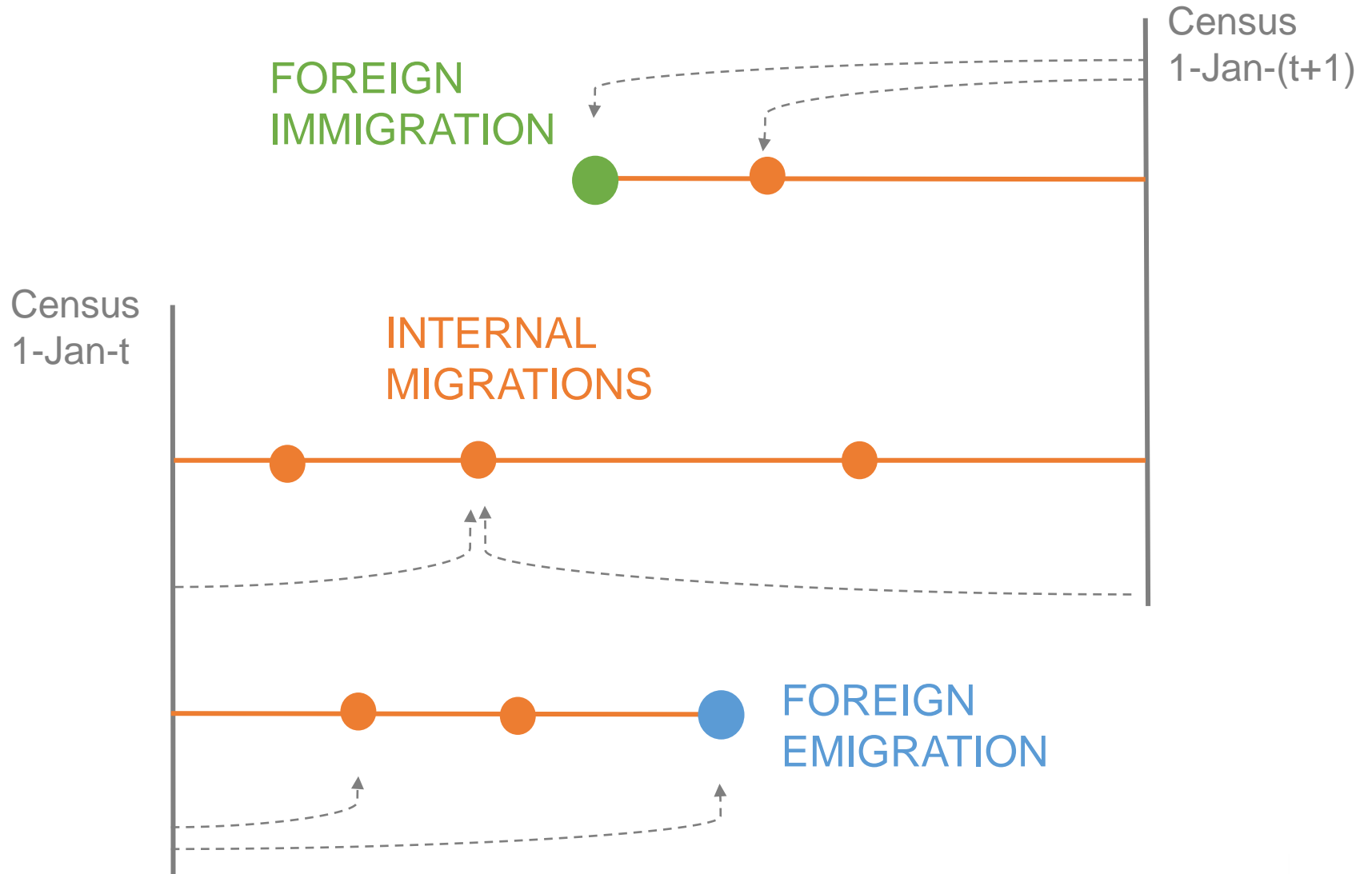
- ✓ **Internal migration** (inter-autonomous / inter-provincial / inter-municipal migration / **more**)

- ✓ Complies with the **Regulation 862/2007 on community statistics on migration and international protection**

# IV. Methodology



# IV. Methodology



# V. Consistency with annual population censuses

---

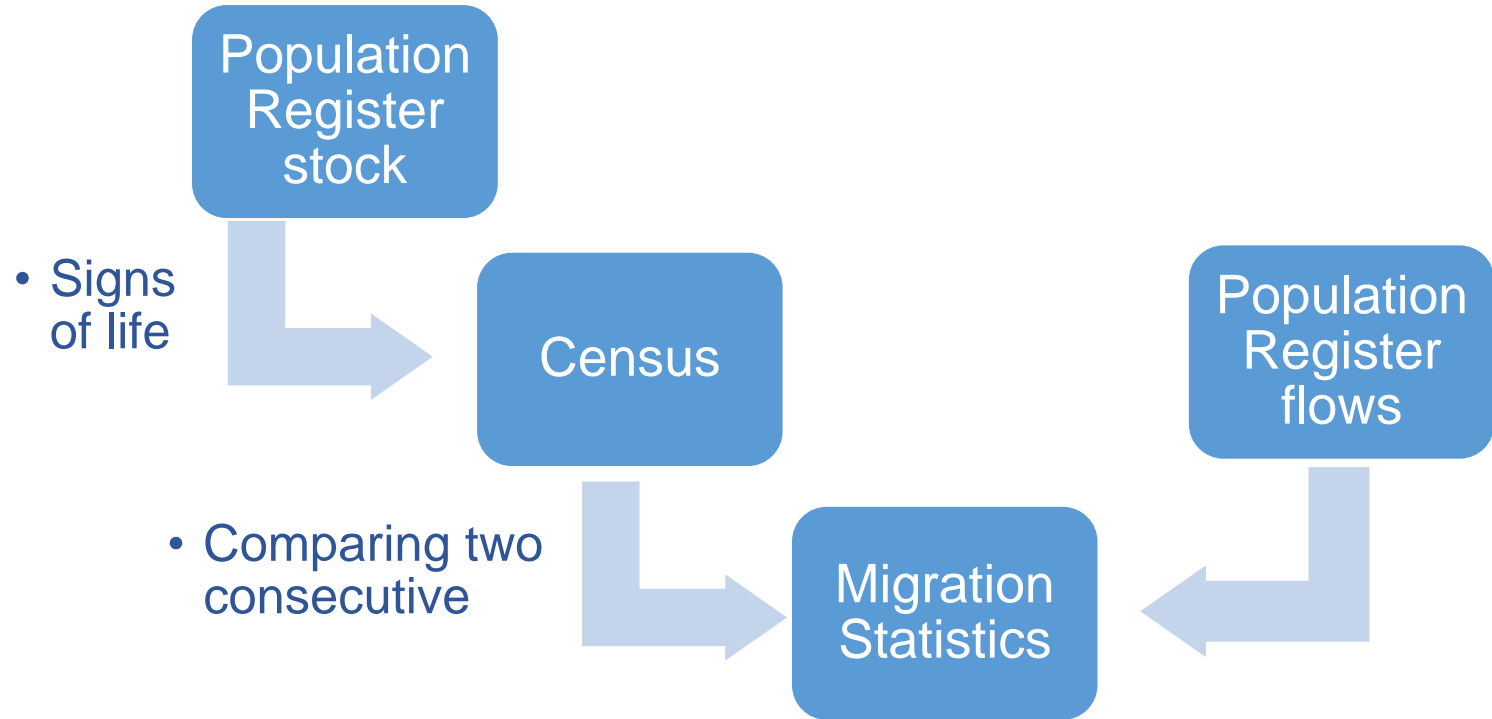
- Delays in registrations / de-registrations → migrations of the reference year

	<b>Theoretical registrations 2018</b>	<b>Estimated registrations 2018</b>
Registered and occurred in 2018	<b>792.965</b>	<b>792.965</b>
Delays (registrations in 2018 and occurred in previous years)		2.929
Occurred in 2018 and registered later	2.226	
<b>TOTAL</b>	<b>795.191</b>	<b>795.894</b>



# V. Consistency with annual population censuses

---



- Not all entries or exits of the population are reflected in entries or exits records in the Population Register and, nevertheless, they are considered migrations (for consistency with the censuses).

# VI. Planned improvements

---

## ✓ Higher geographical level

**Infra-municipal level:**  
different areas of a city

**Geo-referenced:**  
(as Censuses are  
geo-referenced)

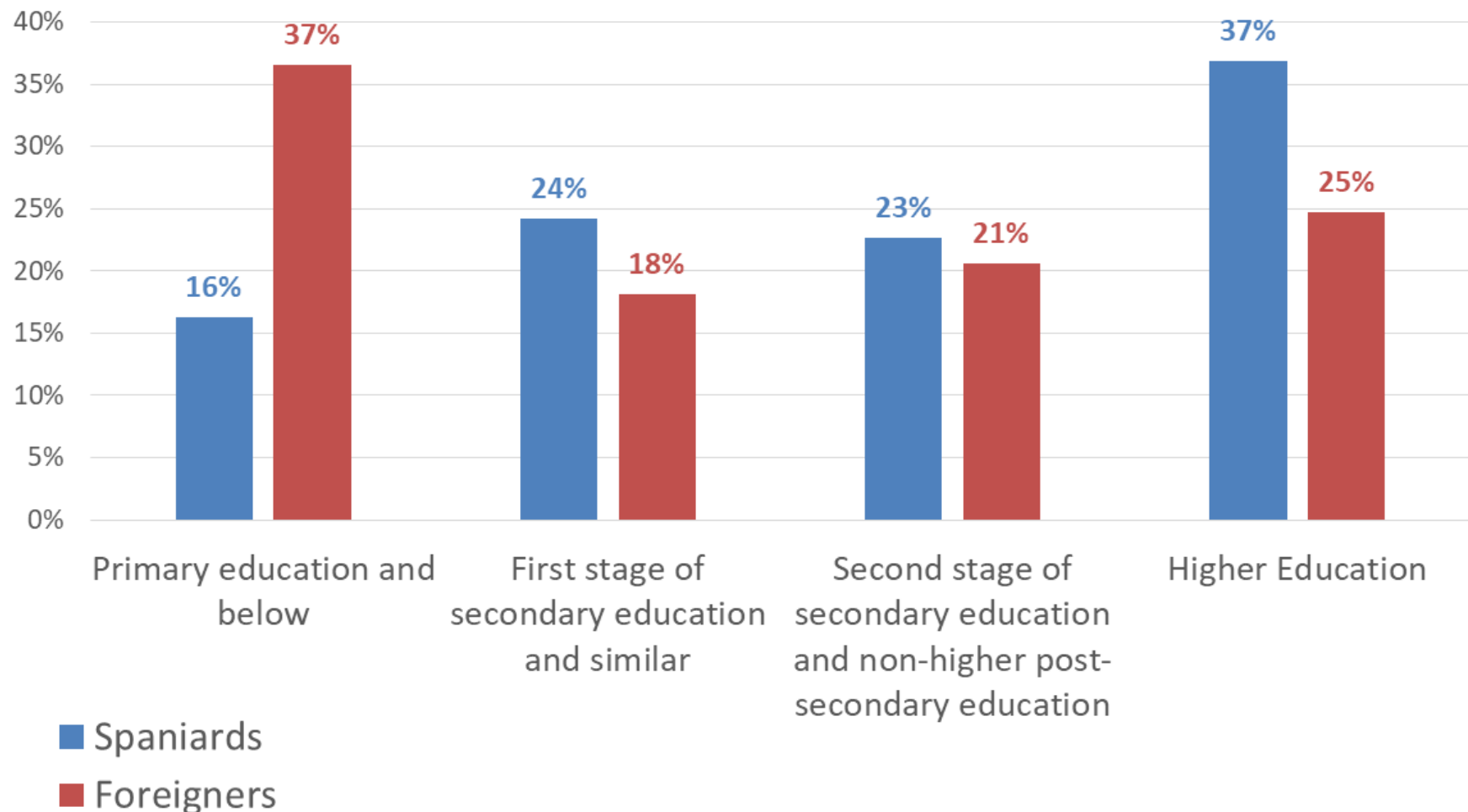
## ✓ Adding typical census variables

**Educational attainment**

**Labour market  
variables**

# VI. Planned improvements

## Educational attainment of 2021 emigrants



Thank you for  
your attention!

[sandra.martin.mazo@ine.es](mailto:sandra.martin.mazo@ine.es)